

CANSO ATM TRAFFIC ANALYSIS REPORT

NOVEMBER 2022

Northern Hemisphere shows some seasonal softening of traffic

- There were 3.51 million flights operated globally in October 2022. This represents an 18 per cent increase on the number of flights in October 2021 and a 3.0 per cent increase on the 3.41 million flights operated in October 2019.
- October 2022 saw 6.42 million flight hours operated globally. This is a 9.3 per cent increase on the number of flight hours in October 2021 and is 5 per cent lower than the 6.77 million flight hours flown in October 2019.

Examining Year On Year recovery patterns

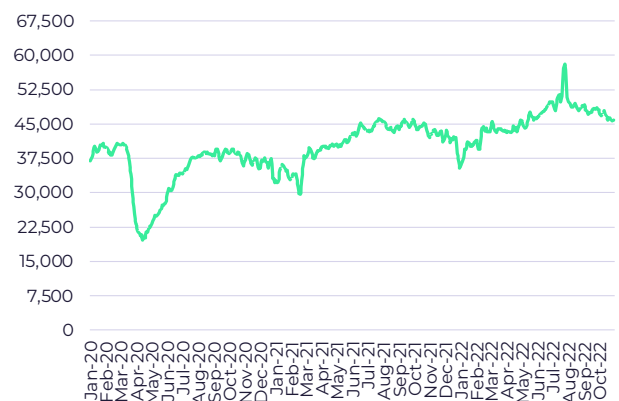
Recovery in global flight numbers and flight hours softened slightly in October as a percentage of 2019 values.

With August and September 2022 flights representing 7.1 and 5.5 percent increases on 2019 respectively, October fell to 3.0 percent. While global flight hours have not yet reached 2019 levels, their recovery followed a similar pattern, with August and September global flight hours at 2.2 and 2.8 per cent lower than 2019 respectively, October came in at 5 per cent lower.

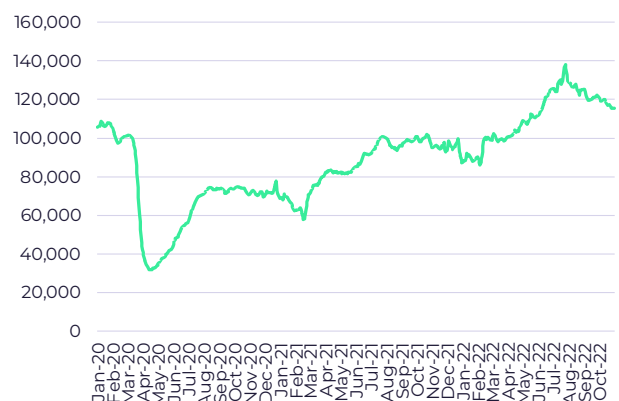
Pre-pandemic normal seasonal patterns see slightly lower traffic volumes in October, but year over year comparisons can help identify recovery trends.

With full passenger recovery forecast for 2024 by many sources, recovery in overall air traffic volumes driven by changes in connectivity and fleet and growth of general and business aviation is leading recovery in other parts of the industry.

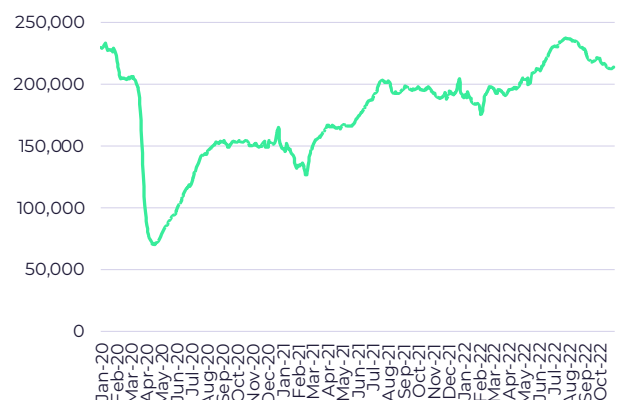
AVERAGE UNIQUE AIRCRAFT



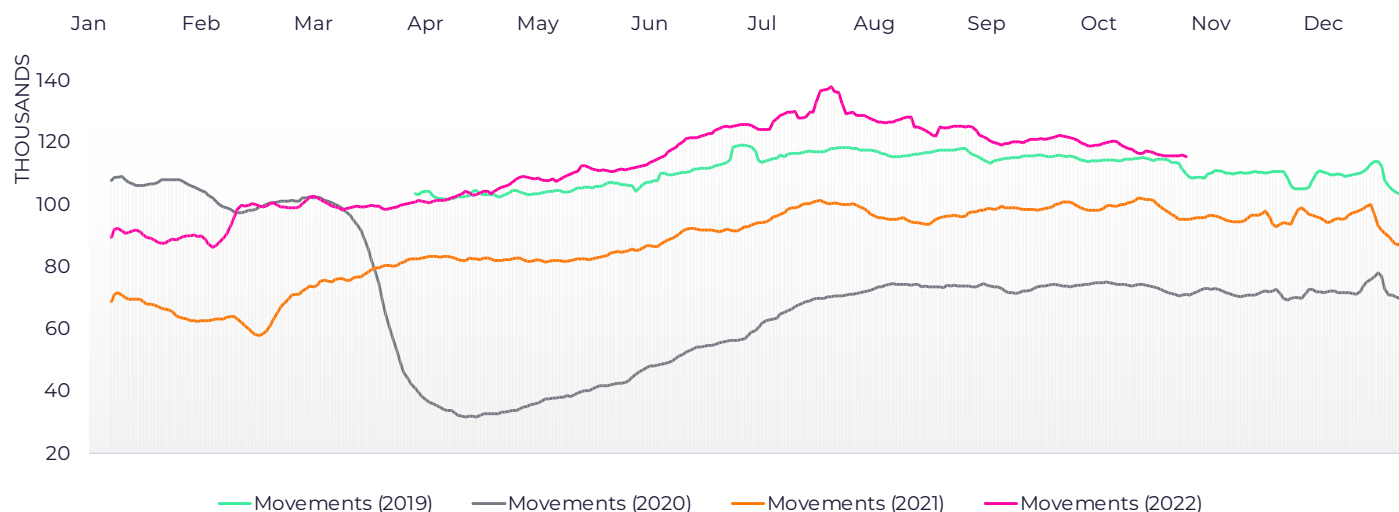
AVERAGE GLOBAL FLIGHTS



AVERAGE GLOBAL FLIGHT HOURS

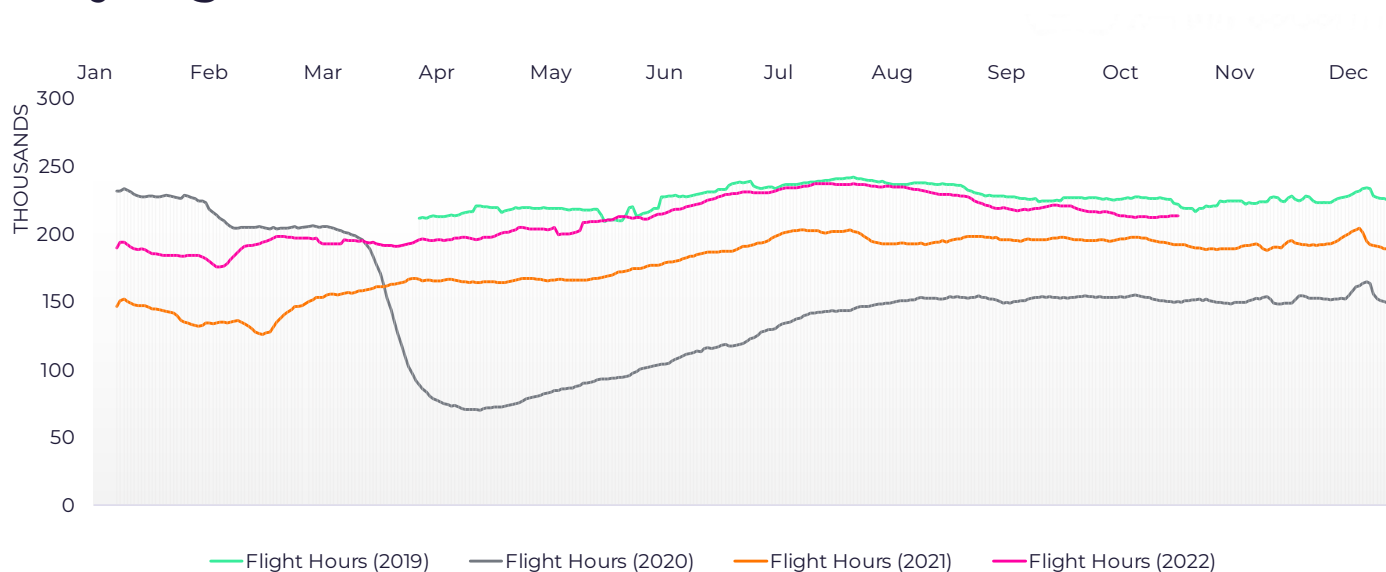


Global daily flights variation



The rolling 7-day average of global daily flight volumes fell slightly in October, ranging between 120,500 and 115,500 flights daily. 24 July 2022 represents the air traffic high point with the 7-day average reaching 137,000 flights.

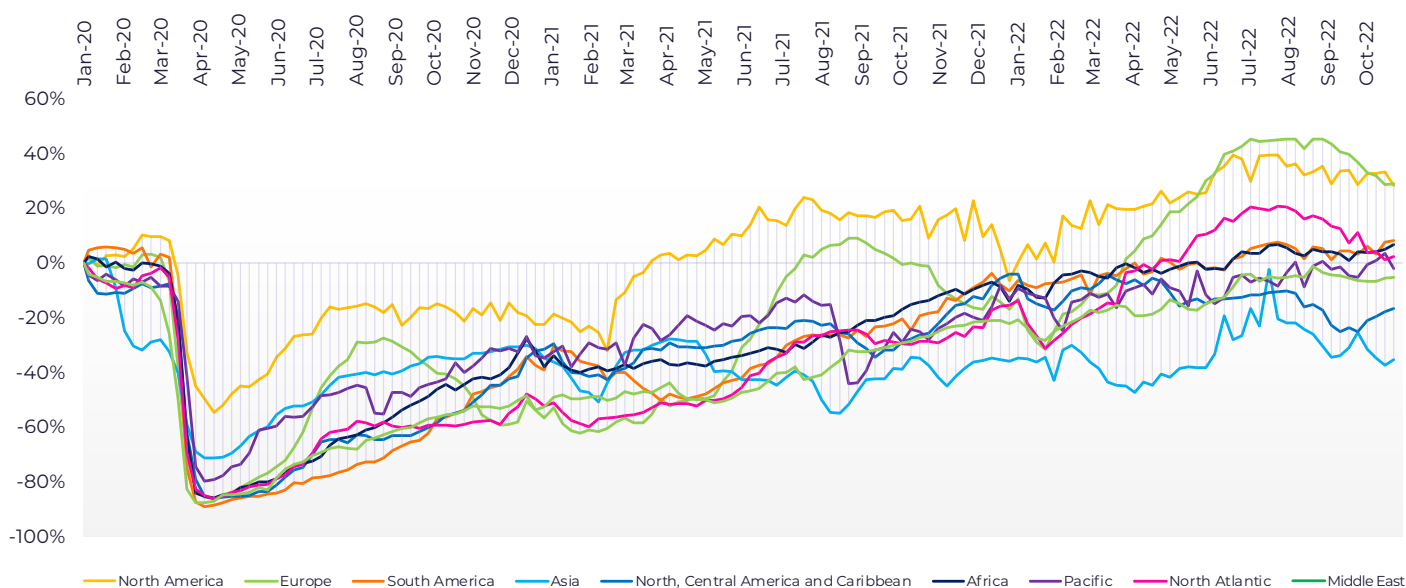
Daily Flight Hours



Global flight hours are an important metric of ATM workload. The post pandemic high remains July 29, 2022 when 244,000 flight hours were operated globally.

Daily flight hours in October 2022 ranged between 208,000 and 225,500 hours per day.

Percent change in movements by region



October 2022 traffic volumes continued to experience small upticks in many markets in the southern hemisphere including Africa, South America, Middle East and Central America and the Caribbean. Declines in volumes in the larger markets of Europe the North Atlantic were balanced by traffic largely holding steady in North America. Asia continues the most off of normal traffic volumes due to continued restrictions in key markets.

Tracking the recovery: Flights and flight hours by region

	Dates	Average daily flight hours	Percent change	Average daily movements	Percent change
Middle East	1-Jan-2020 23-Oct-2022	7,400 9,300	+26%	6,100 5,800	-5%
North America	1-Jan-2020 23-Oct-2022	67,400 74,500	+11%	38,000 48,900	+29%
Europe	1-Jan-2020 23-Oct-2022	44,700 48,700	+9%	24,900 32,200	+29%
South America	1-Jan-2020 23-Oct-2022	10,700 10,600	-1%	5,800 6,300	+9%
Asia	1-Jan-2020 23-Oct-2022	74,900 51,300	-32%	35,000 22,600 -	-35%
Caribbean	1-Jan-2020 23-Oct-2022	9,100 7,600	-16%	6,400 5,300	-17%
Africa	1-Jan-2020 23-Oct-2022	4,200 4,300	+2%	1,800 2,000	+11%
North Atlantic	1-Jan-2020 23-Oct-2022	6,800 6,800	0%	2,300 2,300	0%

ABOUT THE ATM REPORT

The ATM Report is issued monthly by CANSO as an analysis of metrics directly relevant to the ATM industry. The report uses high fidelity global space-based ADS-B air traffic data provided via a partnership with Aireon. The data includes surveillance of all 1090Mhz ADS-B Equipped aircraft. Whilesome non-ADS-B equipped aircraft may not be included, the data is appropriate for the monitoring of global trends in traffic levels.



ABOUT CANSO

The Civil Air Navigation Services Organisation (CANSO) is the global voice of air traffic management. CANSO Members support almost 90 percent of world air traffic and represent leading providers of technology and services to the industry. Members share information and develop new policies, with the ultimate aim of improving air navigation services.

For more, visit canso.org.



ABOUT AIREON

Aireon is harnessing next-generation aviation surveillance technologies that were formerly ground-based and, for the first time ever, is extending their reach globally through the use of satellite technology to significantly improve efficiency, enhance safety, reduce emissions and provide cost savings benefits to all stakeholders.

For more information, please visit aireon.com.

