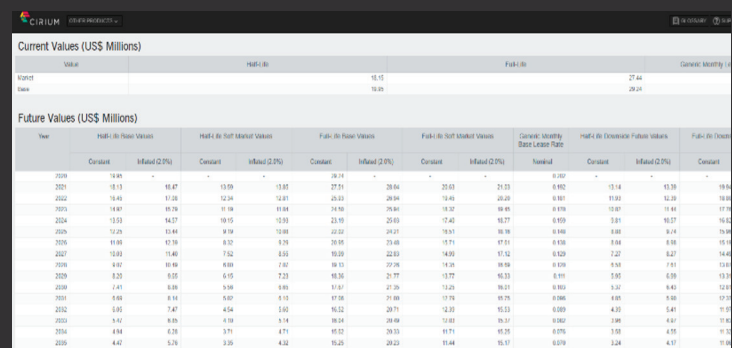
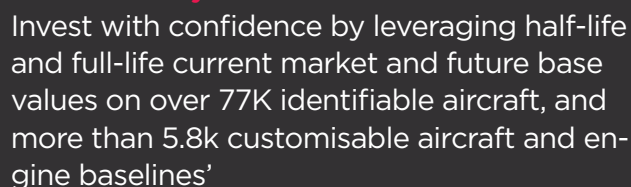


The Cirium Views portfolio provides instant access to The Cirium Core data sets – the most complete fleet, schedule, traffic, route and valuation information and analysis via convenient and easy to access web interfaces.

Conduct global fleet analysis with data on 400,000 aircraft records driven by over 2 million historical event records



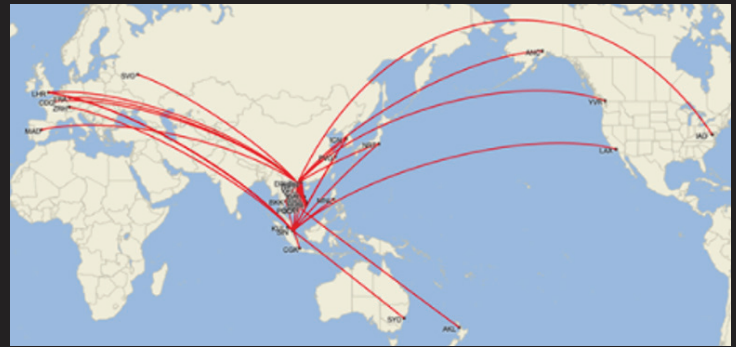
# Route dynamics & schedules

## SRS Analyzer

Uncover key insights on route dynamics and operational performance with access to 900+ airline schedules

"As a VP of risk management, I am required to analyse the financial statements of airlines. Cirium provides me with a reliable additional source of information and insight I know I can trust."

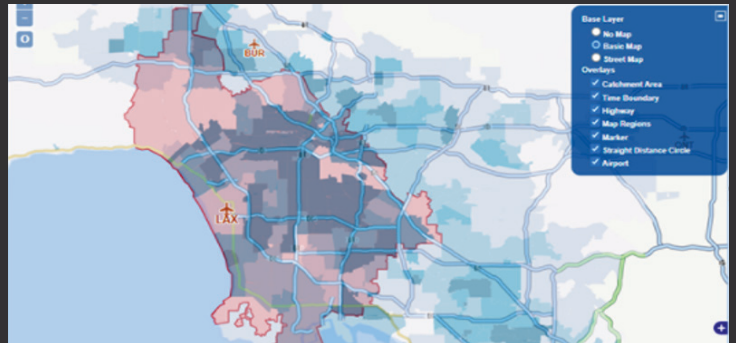
**Petar Zhivanovich**, VP of Risk Management at Falko Regional Aircraft Ltd



# Seat capacity by aircraft and flight

## Diio Mi / FM Traffic

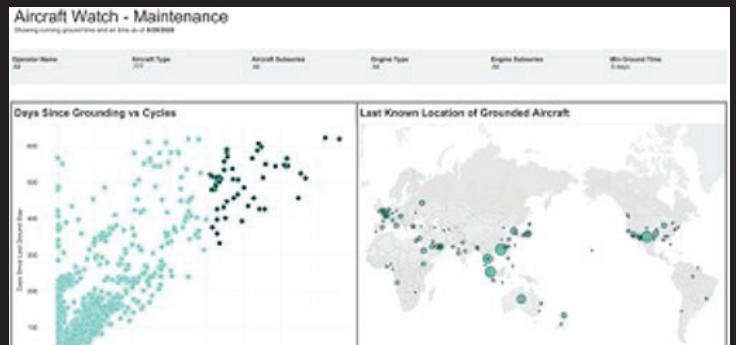
Track flight frequencies by airlines and alliance, airports, and airport-city markets country and region from 99% of worldwide airline schedules going back 20 years



# Flight activity analytics

## Insights

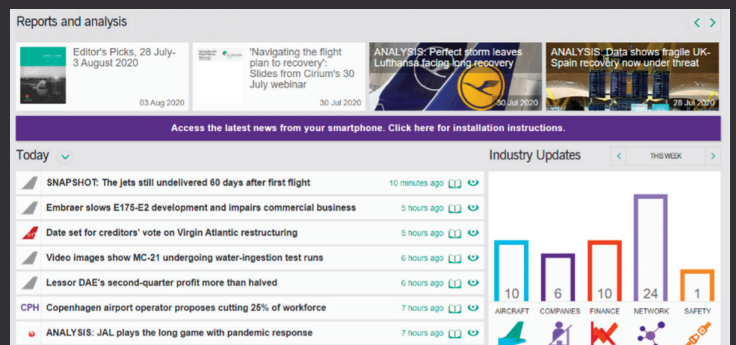
Identify market trends by owner, airline operator and explain market shifts by fusing 400,000 aircraft records by MSN with 35 million tracked flights per year



# Aviation news, company profiles and industry reports

## Dashboard

Utilize a single-supplier for aviation news, data analysis to understand key drivers affecting the market from a team of global journalists. Stay one step ahead with access to company profiles that embed fleet data on airlines into the story.



Cirium Views customers log on to their preferred data and analytics tool and access everything for commercial success, commercial planning, managing investments and improving operational efficiency. **Read more about the full suite of Cirium Views applications at [www. Cirium.com/views](http://www.Cirium.com/views)**